

TABLE OF CONTENTS

4	BASTIA
9	CARACAS
12	ESPOO
17	KOBE
20	KOHALA
28	LUND
33	MINSK
36	SAMPLE KIT
38	CONTACT
40	AGENTS

This Table of Contents is interactive – click on an item to go directly to its page.
To return to the Table of Contents, simply click on the page number on the bottom of the page.

BASTIA



Linen | LI



Powder | PO





Caramel | CA



Burgundy | BU



Elephant | EL



TBAP26

height	29 cm	11.5 in
width ø	26 cm	10.5 in
weight	7.5 kg	16.5 lb

TBAV32

height	32 cm	12.5 in
width ø	20 cm	8 in
weight	6 kg	13 lb

TBAP31

height	33.5 cm	13.5 in
width ø	31.5 cm	12.5 in
weight	10 kg	22 lb

TBAV47

height	47 cm	18.5 in
width ø	25 cm	10 in
weight	11 kg	24.5 lb

TBAP34

height	39.5 cm	15.5 in
width ø	34 cm	13.5 in
weight	13.5 kg	30 lb

TBAV52

height	52 cm	20.5 in
width ø	29.5 cm	11.5 in
weight	20.5 kg	45 lb

SPECIFICATIONS

indoor & outdoor use | with drainage hole | waterproof | frost-proof
 technique: rotated inside a mould



Pearl White | PW



Aubergine | AU



Cloud | CL



Brick | BK




Mint | MI



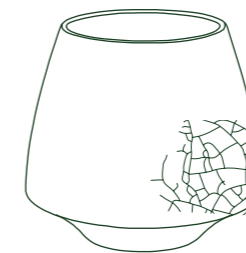
Smoky Quartz | SQ



Swamp | SW



Khole Black | KB



TCAP21

height	21 cm	8.5 in
width ø	21 cm	8.5 in
weight	2.5 kg	5.5 lb

TCAV28

height	28 cm	11 in
width ø	21 cm	8.5 in
weight	3 kg	6.5 lb


SPECIFICATIONS

indoor use | without drainage hole | waterproof | not frost-proof
 technique: hand-thrown


ESPOO



Natural White | NWI



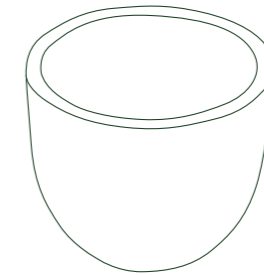
Natural Grey | NGR1



Natural Red | NRO



Natural Black | NZW



TEP20

height	18 cm	7 in
width ø	20 cm	8 in
weight	3.5 kg	8 lb
set of 4		

TEP30

height	26 cm	10.5 in
width ø	30 cm	12 in
weight	10.5 kg	23 lb
set of 2		

TEP40

height	35 cm	14 in
width ø	40 cm	16 in
weight	15.5 kg	34 lb

SPECIFICATIONS

indoor & outdoor use | with drainage hole | waterproof | frost-proof
 technique: rotated inside a mould



Pearl White | PW



Aubergine | AU



Cloud | CL



Brick | BK




Mint | MI



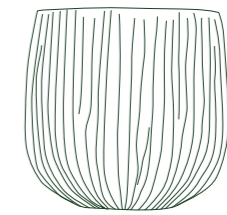
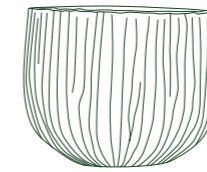
Smoky Quartz | SQ



Swamp | SW



Khole Black | KB



TKP13

height	10 cm	4 in
width ø	13.5 cm	5.5 in
weight	0.7 kg	1.5 lb
set of 6		

TKV13

height	13.5 cm	5.5 in
width ø	13.5 cm	5.5 in
weight	0.7 kg	1.5 lb
set of 6		

SPECIFICATIONS

indoor use | without drainage hole | waterproof | not frost-proof
 technique: rotated inside a mould

KOHALA



Pearl White | PW



Aubergine | AU



Cloud | CL



Brick | BK




Mint | MI



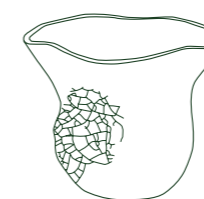
Smoky Quartz | SQ



Swamp | SW



Khole Black | KB



TKOP25

height	25 cm	10 in
width ø	33 cm	13 in
opening	27–31 cm	10.5–12 in
weight	5 kg	11 lb

TKOV52

height	52 cm	20.5 in
width ø	25 cm	10 in
opening	30–33 cm	12–13 in
weight	8 kg	17.5 lb

SPECIFICATIONS

indoor use | without drainage hole | waterproof | not frost-proof
 technique: hand-thrown



Pearl White | PW



Aubergine | AU



Cloud | CL



Brick | BK




Mint | MI



Smoky Quartz | SQ



Swamp | SW



Khole Black | KB



TKOS45

height	9 cm	3.5 in
width ø	45 cm	17.5 in
weight	5 kg	11 lb

TKOS55

height	8 cm	3 in
width ø	55 cm	21.5 in
weight	11 kg	24.5 lb

SPECIFICATIONS

indoor use | without drainage hole | waterproof | not frost-proof
 technique: hand-thrown

LUND



Pearl White | PW



Aubergine | AU



Cloud | CL



Brick | BK




Mint | MI



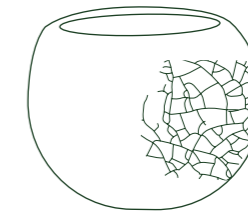
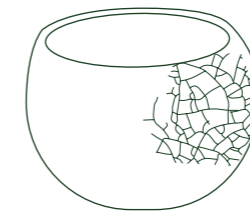
Smoky Quartz | SQ



Swamp | SW



Khole Black | KB



TLUP24

height	17 cm	6.5 in
width ø	24 cm	9.5 in
opening ø	20 cm	8 in
weight	3 kg	6.5 lb

TLUV24

height	21 cm	8.5 in
width ø	24 cm	9.5 in
opening ø	13.5 cm	5.5 in
weight	3.5 kg	7.5 lb

TLUP32

height	26 cm	10.5 in
width ø	32 cm	12.5 in
opening ø	25 cm	10 in
weight	5.5 kg	12 lb

TLUV32

height	30 cm	12 in
width ø	32 cm	12.5 in
opening ø	18.5 cm	7.5 in
weight	6 kg	13 lb

SPECIFICATIONS

indoor use | without drainage hole | waterproof | not frost-proof
 technique: rotated inside a mould



Pearl White | PW



Aubergine | AU



Cloud | CL



Brick | BK




Mint | MI



Smoky Quartz | SQ



Swamp | SW



Khole Black | KB



TMBH16

height	16 cm	6.5 in
width ø	16 cm	6.5 in
weight	1.5 kg	3.5 lb
set of 4		

TMVH24

height	24 cm	9.5 in
width ø	15 cm	6 in
weight	2 kg	4.5 lb
set of 2		

TMBH20

height	20 cm	8 in
width ø	20 cm	8 in
weight	2.5 kg	5.5 lb

TMVH31

height	31 cm	12 in
width ø	18 cm	7 in
weight	4 kg	9 lb

TMBH26

height	26 cm	10.5 in
width ø	28 cm	11 in
weight	4.5 kg	10 lb

TMVH40

height	40 cm	16 in
width ø	22 cm	8.5 in
weight	6.5 kg	14.5 lb

TMBH35

height	35 cm	14 in
width ø	32 cm	12.5 in
weight	10 kg	22 lb

SPECIFICATIONS

indoor use | without drainage hole | waterproof | not frost-proof
 technique: rotated inside a mould

SAMPLE KIT

SAM – A BAG TO HOLD IT ALL

Sturdy yet supple, this spacious bag contains a sample set of Domani's full range of available colours and finishes – of both the L and S collection – the lookbook, a copy of the L catalog and the price list. The samples come in a roll-up bag for safekeeping, which is securely fastened with thin leather straps on the outside.



CONTACT



BELGIUM

SHOWROOM | OFFICE

Vlaamsekaai 35, 2000 Antwerp, Belgium

info@domani.be

+32 3 291 44 60

Showroom by appointment only



HUNGARY

PRODUCTIONS | LOGISTICS

Ipartelep 1, 7720 Pecsvarad, Hungary

logistics@domani.hu

+36 20 279 17 71

AGENTS

FRANCE

DHARMA DESIGN
service@dharmadesign.fr
+33 1 44 78 04 14

GERMANY

NEOFAKTOR
info@neofaktor.de
+49 221 69065221

ITALY

GIORGIO CANZI
valeria@giorgiocanzi.it
+39 347 248 37 90

PORTUGAL

FEEL GREEN
wandabertolo@feelgreen.pt
+351 219 927 510

SWITZERLAND

ARTE DIFFUSIONE
office@artediffusione.ch
+41 71 952 78 78

